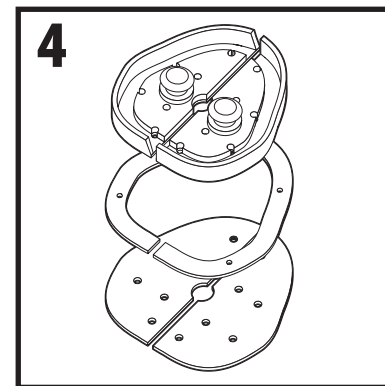



Art. 65411

VIGILANT




Art. 65412

VIGILANT SET



3 MODALITÀ DI FISSAGGIO - 3 FIXING KIT



I
ISTRUZIONI DI
ASSEMBLAGGIO

EN
ASSEMBLY
INSTRUCTIONS

F
INSTRUCTIONS DE
MONTAGE

E
INSTRUCCIONES DE
MONTAJE

D
MONTAGEANWEISUNGEN



LAMPA

LAMPA S.p.A.
Via G. Rossa, 53/55
46019 Viadana (MN) ITALY
Tel. +39 0375 820700
UNI EN ISO 9001:2015
Certified Company
www.lampa.it



In caso di montaggio su porta scorrevole, l'elemento con lo smusso (parte evidenziata in azzurro) deve essere posizionato nella parte fissa del furgone.



In case of sliding door mounting, the bevel element (the element highlighted in blue) must be screwed on to the fixed part of the van.

